

















**GENERALIZED TABLE OF MAJOR REQUIREMENTS
OF THE
TOWN OF BABYLON BUILDING ZONE ORDINANCE**

ZONE	SYMBOL	LOT AREA	WIDTH STREET LINE	STREET FRONTAGE	FRONT YARD	TOTAL SIDE YARD	MINIMUM SIDE YARD	REAR YARD	HEIGHT LIMITS	MAX BLDG. AREA % OF TOTAL AREA
AA RESIDENCE		20,000 Sq. Ft.	125 Lin. Ft.	125 Lin. Ft.	50 Ft Setback	50 Ft Setback	25 Ft Setback	50 Ft Setback	30 Feet Or 2.5 Stories	15 %
A RESIDENCE		12,500 Sq. Ft.	100 Lin. Ft.	100 Lin. Ft.	40 Ft Setback	35 Ft Setback	15 Ft Setback	40 Ft Setback	30 Feet Or 2.5 Stories	15 %
B RESIDENCE		10,000 Sq. Ft.	80 Lin. Ft.	80 Lin. Ft.	30 Ft Setback	30 Ft Setback	12 Ft Setback	40 Ft Setback	30 Feet Or 2.5 Stories	20 %
C RESIDENCE		7,500 Sq. Ft.	75 Lin. Ft.	75 Lin. Ft.	30 Ft Setback	25 Ft Setback	10 Ft Setback	30 Ft Setback	30 Feet Or 2.5 Stories	30 %
D RESIDENCE		7,500 Sq. Ft.	75 Lin. Ft.	75 Lin. Ft.	30 Ft Setback	25 Ft Setback	10 Ft Setback	30 Ft Setback	30 Feet Or 2.5 Stories	30 %
MR MULTIPLE RESIDENCE		2 Acres	NO MINIMUM	NO MINIMUM	40 Ft Setback	80 Ft Setback	40 Ft Setback	50 Ft Setback	30 Feet Or 2.5 Stories	NO MINIMUM
SC SENIOR CITIZENS MR		2 Acres	NO MINIMUM	NO MINIMUM	30 Ft Setback	40 Ft Setback	20 Ft Setback	25 Ft Setback	30 Feet Or 2.5 Stories	NO MINIMUM
MH MOTEL - HOTEL		3 Acres	NO MINIMUM	200 Lin. Ft.	75 Ft Setback	80 Ft Setback	40 Ft Setback	50 Ft Setback	35 Feet Or 3 Stories	60 %
E BUSINESS		10,000 Sq. Ft.	NO MINIMUM	50 Lin. Ft.	25 Ft Setback	15 Ft Setback	3 Ft Setback	50 Ft Setback	35 Feet Or 3 Stories	60 %
Ea BUSINESS		10,000 Sq. Ft.	NO MINIMUM	50 Lin. Ft.	60 Ft Setback	15 Ft Setback	3 Ft Setback	50 Ft Setback	35 Feet Or 3 Stories	60 %
Eb BUSINESS		10,000 Sq. Ft.	NO MINIMUM	50 Lin. Ft.	45 Ft Setback	15 Ft Setback	3 Ft Setback	50 Ft Setback	35 Feet Or 3 Stories	60 %
G INDUSTRY (Light)		15,000 Sq. Ft.	NO MINIMUM	50 Lin. Ft.	10 to 20 Ft if any bldg 1s within 150'	NO MINIMUM	At least one of 19 Ft	10 Ft Setback	35 Ft	40 %
Ga INDUSTRY (Light)		40,000 Sq. Ft.	NO MINIMUM	100 Lin. Ft.	30 Ft Setback	NO MINIMUM	At least one of 19 Ft	30 Ft Setback	35 Ft	45 %
Gb INDUSTRY (Light)		20,000 Sq. Ft.	NO MINIMUM	100 Lin. Ft.	30 Ft Setback	NO MINIMUM	At least one of 19 Ft	10 Ft Setback	35 Ft	40 %
H INDUSTRY (Heavy)		2 Acres	NO MINIMUM	200 Lin. Ft.	100 Ft Setback	NO MINIMUM	NO MINIMUM	50 Ft Setback	35 Feet	30 %
P.I.P. Planned Industrial Park		1-1/2 Acres	150 Lin. Ft.	150 Lin. Ft.	45 Ft Setback	60 Ft Setback	10 Ft Setback	30 Ft Setback	35 Feet	42 %

DETACHED GARAGES

Zone "A" 10' rear and side yards
 "AA" 50' front yard
 Zone "B" 8' rear and side yards
 40' front yard
 Zone "C" 6' rear and side yards
 40' front yard

ALL GARAGES

Maximum of 250 Sq. Ft. per bay
 Maximum of 2 bays (500 Sq. Ft.)
 Maximum height – 14 Ft.
 Maximum door height – 7 Ft.

ALL STREETS ARE CONSIDERED FRONT YARDS

If these specification ARE NOT met – You must apply to the Zoning Board of Appeals for approval

Refer to Town of Babylon Zoning Code (Part II, Chapter 213) at www.townofbabylon.com for permitted uses and specific requirements